

Fall 2021

International Student Enrollment

Prepared by
The Office of International Affairs
Nova Southeastern University



Nova Southeastern University

International Student Statistics – Fall 2021

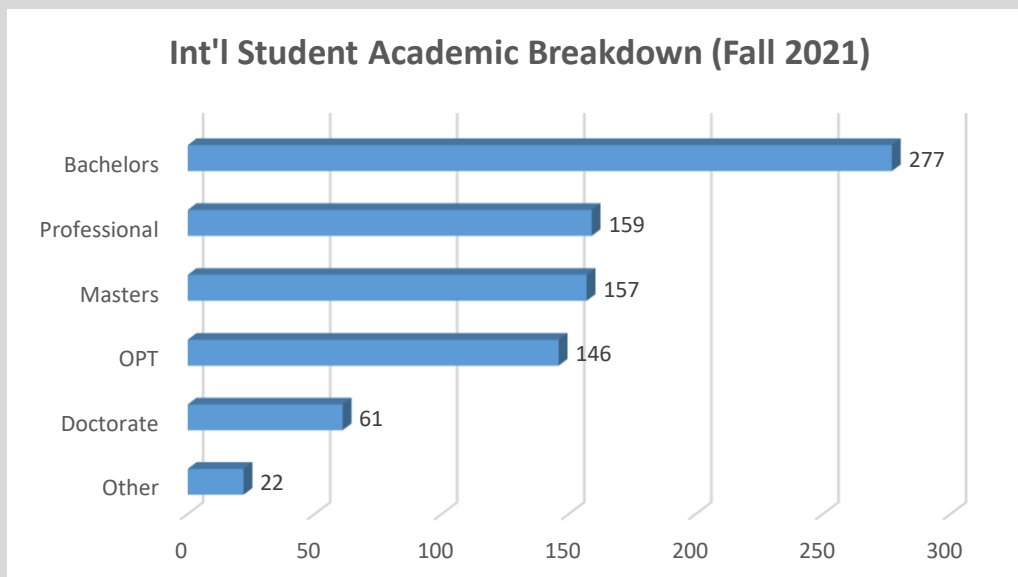
International Student Breakdown

The International Student population at Nova Southeastern University as of the Fall 2021 Term was 822 Students representing 96 different countries. This includes all International Students holding an F1 Visa that were enrolled in classes as of the Fall Term or were on Post Completion Optional Practical Training (OPT).

The breakdown of International Students by Educational Level:

International Student Academic Breakdown (Fall 2020)	
Education Level	Total
Bachelors	277
Doctorate	61
Masters	157
Post Completion OPT (All Academic Levels)	146
Graduate Unspecified	22
Professional (e.g. JD, MD, DDS, DVM, etc.)	159
Grand Total	822

International Students by Academic Breakdown:



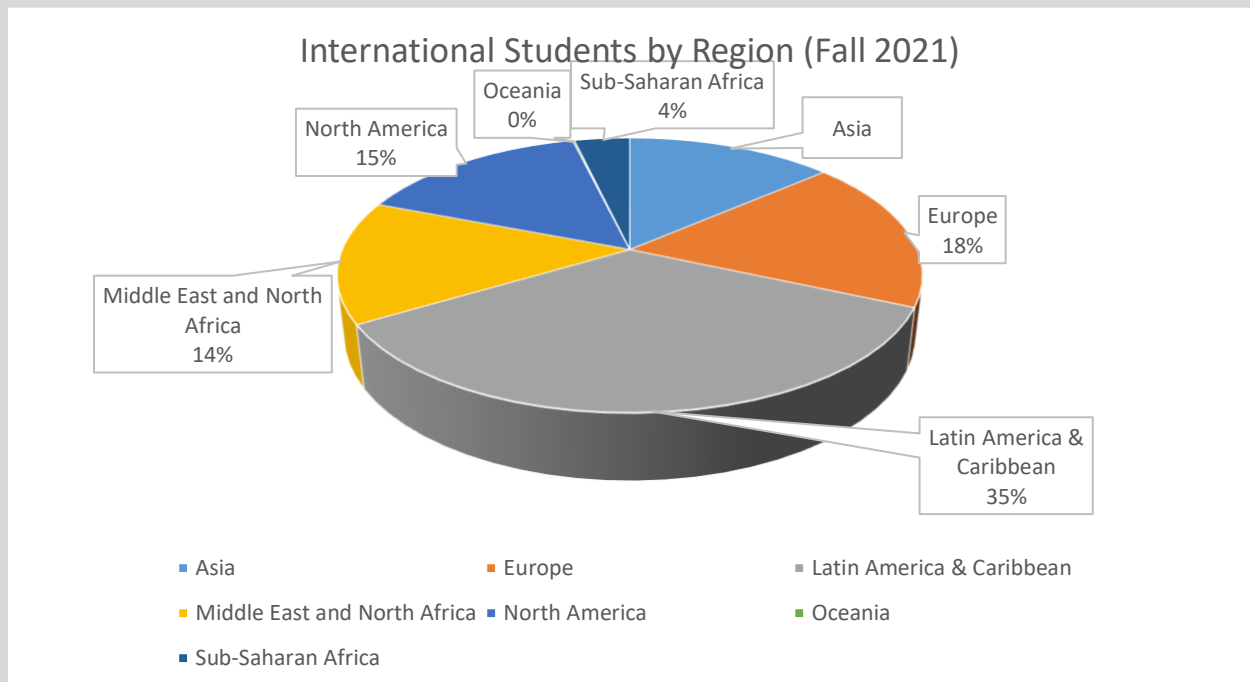
Origin/Citizenship of International Student Population:

In the Fall of 2021, there were 822 International Students coming from 96 different countries around the world. Broken down by regions (Africa, Asia, Central America, Europe, Middle East, North America, Oceania and South America), we have the following totals:

International Students by Region:

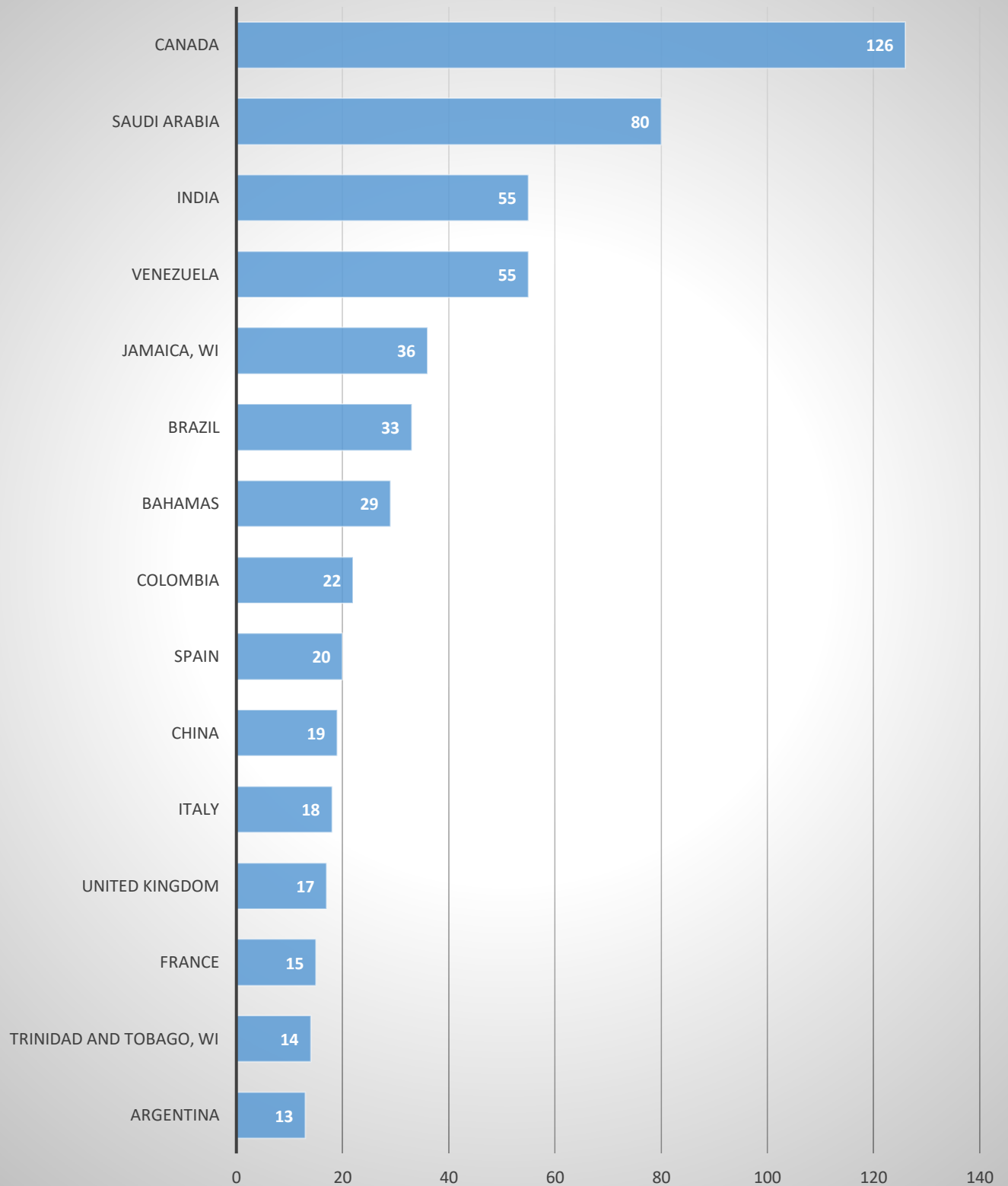
Region	Total
Latin American & Caribbean	286
Asia	112
Middle East and North Africa	119
Europe	148
North America	126
Sub-Saharan Africa	30
Oceania	1
Grand Total	822

International Students by Region:



Most regions of the world are represented by Nova Southeastern University's International Students listed in the Top 15 Countries (see below):

Top 15 Countries by Numbers of Students (Fall 2021)

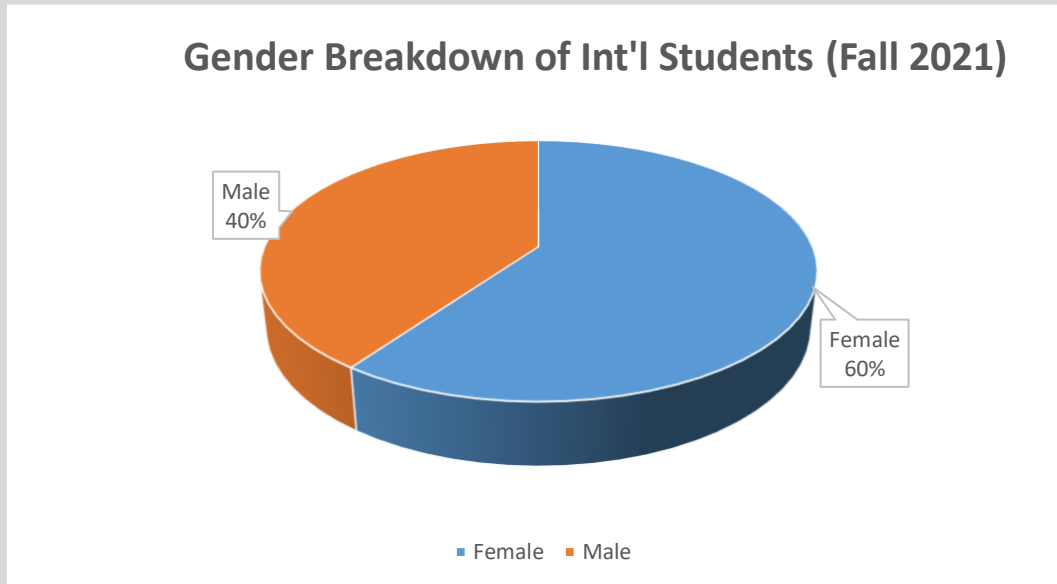


International Students (By Country) Fall 2021

Country	Total	Country	Total	Country	Total
Canada	126	Mexico	5	Mauritius	1
Saudi Arabia	80	Pakistan	5	New Zealand	1
Venezuela	55	Haiti	5	Suriname	1
India	55	South Africa	5	Nicaragua	1
Jamaica, WI	36	Sint Maarten	4	Congo, Democratic Republic of	1
Brazil	33	Greece	4	Cayman Islands	1
Bahamas	29	Austria	4	United Arab Emirates	1
Colombia	22	Bangladesh	4	Luxembourg	1
Spain	20	Uruguay	4	Serbia	1
China	19	Israel	4	Oman	1
Italy	18	Jordan	4	Slovakia (Slovak Republic)	1
United Kingdom	17	Guyana	3	Ireland	1
France	15	Antigua and Barbuda, WI	3	Japan	1
Trinidad and Tobago, WI	14	Egypt	3	Panama	1
Argentina	13	Kuwait	3	Sri Lanka (Ceylon)	1
Nigeria	12	Libyan Arab Jamahiriya	3	Paraguay	1
Ecuador	12	Angola	3	El Salvador	1
Peru	11	Czech Republic	3	Chile	1
Morocco	11	Slovenia	2	Taiwan	1
Korea, Republic of	11	Cote D'Ivoire	2	Philippines	1
Sweden	10	Finland	2	Gambia	1
Vietnam	10	Hong Kong	2	Curacao	1
Turkey	10	Ghana	2	Ukraine	1
Netherlands	9	Poland	2	Latvia	1
Germany	8	Turks & Caicos Islands	1	Hungary	1
Russian Federation	7	Bahrain	1	Lebanon	1
Dominican Republic, WI	7	Burma	1	Mozambique	1
Bermuda	7	Zimbabwe	1	Senegal	1
Honduras	6	Switzerland	1	Yemen	1
Guatemala	6	Dominica	1	Denmark	1
Norway	6	Barbados	1	Aruba, WI	1
Iran (Islamic Republic of)	6	Netherlands Antilles	1	Nepal	1

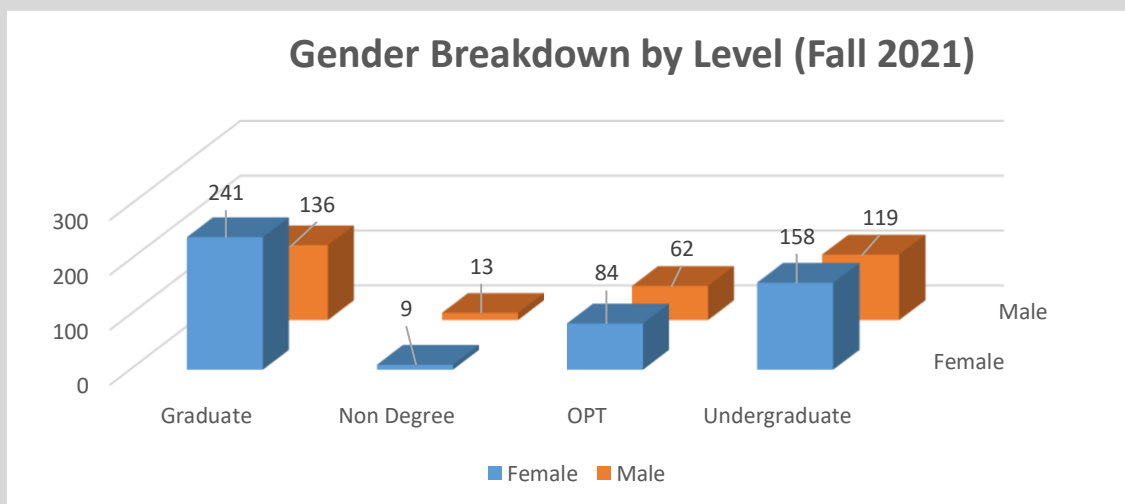
Gender Breakdown of International Students for Fall 2021:

Within the International Student population, there are more Female than Male Students. The breakdown is approximately 60% Female (492 Students) versus 40% Male (330 Students).



The Gender breakdown differs at each different Educational level. Females outnumber Males at every level:

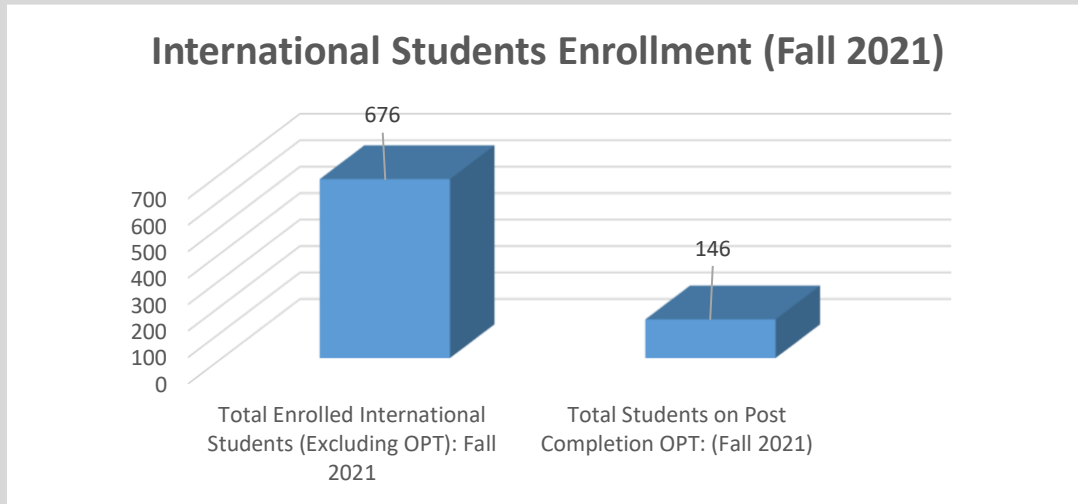
Gender Breakdown (Fall 2021)					
	Graduate	Non-Degree	OPT	Undergraduate	Grand Total
Female	241	9	84	158	492
Male	136	13	62	119	330
Grand Total	377	22	146	277	822



The Breakdown of Enrolled Students vs. OPT Students:

In the Fall of 2021, there were 676 Students Enrolled as Active Students. There were 146 Students that were on Post Completion Optional Practical Training (OPT) during the Fall 2021 Term.

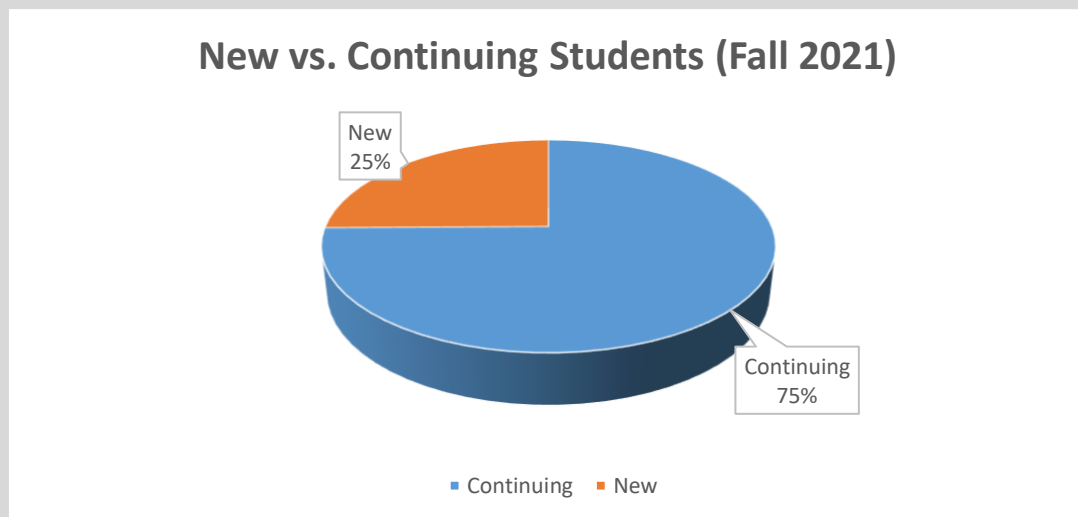
OPT Students are Students who have completed their program at Nova Southeastern University and are legally working for one year in the United States in their field of Study.



New vs. Continuing International Students:

There were 207 New International Students (first term at Nova Southeastern) and 615 continuing (or returning) Internationals Students.

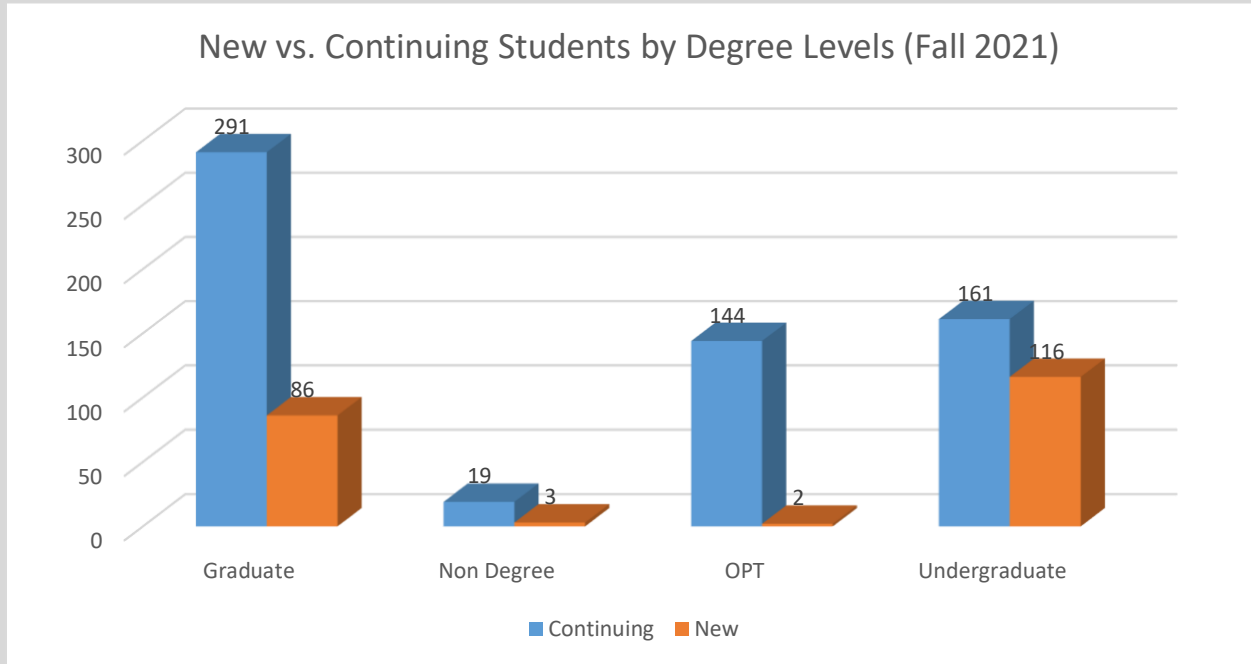
New International Students constituted 25% of all International Students, while Continuing Students represented 75% of the total.



New vs. Continuing Students (Fall 2021) broken down by Degree Level:

	Graduate	Non-Degree	OPT	Undergraduate	Grand Total
Continuing	291	19	144	161	615
New	86	3	2	116	207
Grand Total	377	22	146	277	822

New vs. Continuing Students by Degree Level (Graph form):



Fall 2021

International Student Enrollment

Prepared by
The Office of International Affairs
Nova Southeastern University